



Copper Beech play





3 Our Story

4 Natural Play

6 Tangle Frames

Our most popular adventure play frames in three different sizes.

11 Special Features

Log tunnels, play trees and feature logs to extend outdoor play.

12 Bespoke Projects

13 Loose Parts

Bits and pieces for natural play.

14 Adventure Trail

Stand alone obstacles that can be combined to create an adventure trail of your own design, or let us build the right trail for your outdoor space.

16 Den Building Kits

Hands up if you love making dens! Copper Beech can supply kits for the beginner to the most seasoned den builder.

18 Sustainability

19 Starting your natural play project

20 FAQs

21 Testimonials

OUR STORY

We are Jim and Helen Morris-Ridout and we remember playing outside...

We remember climbing trees, making bird food pies, crafting flower potions and living in our own little worlds.

We founded Copper Beech Play with the goal of connecting more children to nature. We provide safe, sustainable, high quality play equipment to children of all ages, abilities, personalities and socioeconomic backgrounds. We work with families, schools, councils, architects, garden designers and anyone who feels passionately about bringing natural play spaces to children.

We have experience in a range of related backgrounds including landscape design, teaching, community gardening and horticultural therapy. We bring all of these aspects together at Copper Beech Play to create magical experiences for our clients.

Our biggest wish is for all children to play outside and experience the wellbeing that comes with spending time in nature.

LET'S TALK ABOUT NATURAL PLAY

At Copper Beech Play, we believe that it's not just plants who grow and flourish in the fresh air. Natural Play uses the landscape to provide a world in which our children can explore, experiment and develop.

When it comes to playing in nature, there are no limits to the adventures children will embark upon. They will scale the world's tallest mountain or sail across the world's most treacherous seas, and all during their twenty-minute break time!



WHAT ARE THE BENEFITS OF NATURAL PLAY?

As well as being a great source of fun and enjoyment, playing in outdoor environments has a positive impact on mental health, cognitive development, behavior and socialisation in children. Our clients are often surprised by the impact of our play equipment on the confidence and general wellbeing of their little ones. That is why we have a wealth of testimonials from the children, architects, councilors and parents that we have worked with reinforcing this belief.

Ultimately though, you don't need us to tell you that natural play is beneficial for children. It takes just a little bit of reflection to recognise that some of your best childhood memories most likely involve natural play. Do you remember making mud pies and magic potions? Do you remember climbing trees and crawling through the long grass? Do you remember balancing on logs and pretending the floor was lava? If so, you have already experienced the joy that natural play brings.

TANGLE FRAMES

Observe children playing and you quickly see they have a natural urge to climb. Our Tangle Frames are created to develop physical skills, especially climbing, mental ability and for quiet times too. Tangle Frames are built from British chestnut, a very strong hard wood. As a guide three sizes are shown, though we are happiest making Tangle Frames to suit your landscape and adventure needs.



Tangle Frames Features and Benefits

- Individual design that invites free play.
- Natural, irregular, round wood timber that is sensory and strong.
- Nets, slides and platforms can be added.
- Easily accommodates few or many children.
- Encourages climbing, balancing, swinging, and crawling.
- Great form of exercise.
- Enables children to experience height in a controlled manner.
- Builds decision making, concentration and self confidence.
- Great for relaxing, observing.



SMALL TANGLE FRAMES

Small frames provide high play value especially when combined with loose parts. They are perfect to create a natural play character in a limited size space.

SPACE REQUIRED

5.5M X 5.5M

AGE GROUP

5-12

SAFETY SURFACE

TURF	✓
GRASS MATS	✓
LOOSE FILL	✓
BONDED RUBBER	✓



MEDIUM TANGLE FRAMES

Our medium frames are popular with key stage 1 and 2 pupils. The play value can be extended by adding ropes, nets, fireman's poles and slides.

SPACE REQUIRED

9M X 13M

AGE GROUP

5-12 | 12+

SAFETY SURFACE

TURF	✓
GRASS MATS	✓
LOOSE FILL	✓
BONDED RUBBER	✓



'In the play area the result is an original and exciting play feature (tangle frame) constructed to high standards of appearance and safety.'

Peter McGowen, Landscape Architect

LARGE TANGLE FRAMES

Large frames are popular with key stage 3 and 4 pupils and are suited to use in community spaces and playing fields. They can accommodate a larger number of children and range of play features and activities.

SPACE REQUIRED

13.5M X 21M

AGE GROUP

5-12 | 12+

SAFETY SURFACE

TURF	X
GRASS MATS	✓
LOOSE FILL	✓
BONDED RUBBER	✓



"We are all thoroughly delighted with the work you have done for us. The climbing (tangle) frame is fabulous and will be a great centrepiece to our Sensory Garden. Once again, it has been a pleasure to work with you."

Linda Bissett, High March Primary School.



SPECIAL FEATURES

Play as nature intended! Massive, hollowed, whole tree tunnels. Whole prepared play trees. Wonderful, tree size, play logs. Just add playful children!

SPACE REQUIRED

SPECIFIC TO FEATURE

AGE GROUP

18M - 4 | 5-12 | 12+

Product Features

- Whole trees, hand selected and prepared for play.
- Eye catching and original.
- Invites free play.
- Natural, irregular, round wood timber: sensory and strong.
- Long lasting with 5 year play guarantee.



'The logs and tunnel have been a fantastic success and the children absolutely love them. They offer opportunities for not only physical development, but also open-ended role play and creative development.'

Nicola Butcher, Cliffe Woods Primary School, Rochester.



LOOSE PARTS

We keep a wide range of natural play resources, playground furniture and simple play features on our website shop.

Please visit www.copperbeechplay.co.uk/shop to buy online, or simply browse and then give us a call on **01432 840741** to purchase by proforma invoice.



BESPOKE PROJECTS

When creating a perfect habitat for a hedgehog, you observe what it needs and likes then see how you can adapt the surroundings to make a better natural environment. That is exactly what Copper Beech Play do for children in their outside spaces. From years of observing and interacting with groups of children outdoors we've learnt what they need and like. Match this with our passion for wood and craftsmanship and you can have wonderful habitats for children.

We love to create unique designs and equipment for different environments and settings, so if you have a wish list for your outside space we can make it happen!

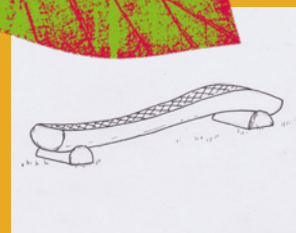


'Jim has such amazing insight into how children play'
Ceridwen & Tim Coulson,
Carreg a Gwydr

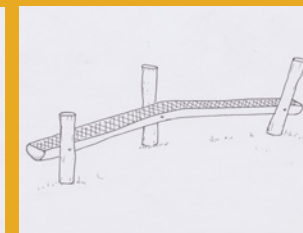
ADVENTURE TRAILS

We have a range of obstacles for children to explore. Each element is designed to challenge skill and body awareness. The elements can stand alone or be customised to create an Adventure Trail to suit your setting, suitable for children from the age of 5 years old.

At Copper Beech Play we use the same hard wood to make our Adventure Trails as we use for the Tangle Frames, therefore they have a high aesthetic and long life.



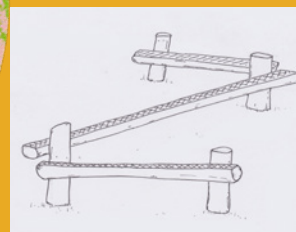
Low Balance Log 2.8m



Raised Balance Log 2.8m



Island Balance Logs 4m



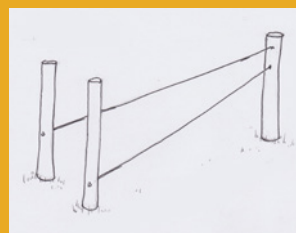
Zig Zag Balance Log 2.8m




Fixed Stepping Logs 2.4m



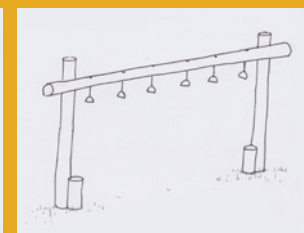
Stepping Logs with Posts 2.4m




Tricky Ropes 2m



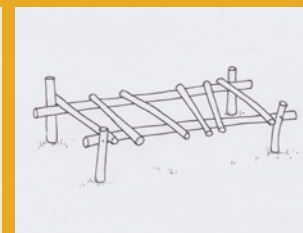
Travellers Ropes 4m



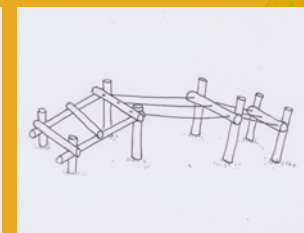
Hercules Hoops 2.4m




Monkey Bars 2.8m



Horizontal Log Ladder 2.8m




Log and Rope Bridge 2.8m



Hop Up Logs 2.4m



Cross Travellers Ropes 2.4m



Horizontal Scramble Net 3.4m

DEN BUILDING

Building dens is the traditional flagship for natural play and, hands up, who doesn't love building a den!

At Copper Beech Play we have put together three sizes of den building kit, from a simple starter set to a constructed Y frame with loose parts to build with. The rustic sticks and planks are all sanded and there's no need for special safety surfacing.

Please visit www.copperbeechplay.co.uk/shop to buy online, or simply browse and then give us a call on **01432 840741** to purchase by proforma invoice.

'We wanted our children to be able to take some risks and provide somewhere for them to play in an adventurous and challenging environment. This is just what Jim Morris-Ridout from Copper Beech has created for us. We now have a den building area that is natural, rustic, wonderfully created and beautiful to look at!'

Becky Fullarton, Outdoor Co-ordinator,
St Francis Primary School, Swindon.

DEN KITS

SMALL DEN KIT

Our small kit contains everything you need to build a den approximately 1m high and 1.5m long.

KIT SUPPLIED WITH;

- GOAL POST FRAME
- 40 RUSTICS
- ALL FITTINGS AND INSTRUCTIONS.

MEDIUM DEN KIT

Our medium kit contains everything you need to build a medium den approximately 1m high, 2m wide and 4m long.

KIT SUPPLIED WITH;

- Y-FRAME
- 60 RUSTICS
- 10 LONG RUSTICS
- 10 PLANKS
- ALL FITTINGS AND INSTRUCTIONS.

LARGE DEN KIT

Our large kit contains everything you need to build a large den approximately 1m high, 2m wide and 4m long.

KIT SUPPLIED WITH;

- Y-FRAME
- 80 RUSTICS
- 15 LONG RUSTICS
- 15 PLANKS
- CANVAS
- 8 PEGS
- 12 METERS OF ROPE
- ALL FITTINGS AND INSTRUCTIONS.



SUSTAINABILITY

At Copper Beech we use high quality natural and reclaimed materials, sourced locally wherever possible. By using these materials we can minimise the impact on the environment, creating play spaces that will last generations and blend in with their natural surroundings.

ORIGIN

The timber we use is a British grown hardwood called Sweet Chestnut, *Castanea sativa*. Our sweet chestnut is from well managed woodland where local foresters use a traditional method of woodland management called coppicing which produces long, highly stable, and durable timber stems. Generally, we know where each piece of timber was grown and the forester that felled it! Sweet chestnut is a durable type of hardwood that lasts up to 25 years. It ranked alongside oak and yew in terms of durability and even out ranked pressure treated soft woods in resistance to rot.

BIODIVERSITY

'One of the added benefits of coppicing within a woodland is that it promotes biodiversity. There will always be areas (or coupes) of coppice at different stages to provide habitat for a range of wildlife. Dormice thrive amidst coppice, and the extra light reaching the forest floor encourages bluebells and other plants. As a consequence, coppiced woodland attracts butterflies, and obviously the whole ecosystem blossoms as a result.' Small Woods Association

FELLING TIME

Our sweet chestnut coppice is felled in winter when the sap is down and the wood can be dried before fungus spores appear.

SAPWOOD

Sweet chestnut is full of tannin and has very little sapwood making it more resistant to rotting than other timber.

TREE RINGS

Wood with close year rings is more resistant to rot and wood intended for ground insertion and horizontal beams is hand picked with this in mind.

WOOD MOISTURE

We increase the lifespan of our hardwood through natural open-air drying both in the woodland and our yard.

DE-BARKED, UNPRESSURE TREATED POLES

For over 15 years we have manufactured our play equipment using de-barked unpressure treated hardwood poles. The bark, cambium and sap wood are removed, reducing fungus and insect habitats, yet the natural shape and tactile nature of the timber is preserved.

NATURAL UV PROTECTION

We oil all our play equipment with a natural uv-protection oil that is 100% safe for humans, animals and plants when dry. This gives the wood additional weather and dirt resistance, and reduces wood swelling and shrinkage.

WHERE DO I START?

Den Building, Adventure Trails and Loose Parts can be ordered on-line or directly from us. We're happy to talk through any questions and give advice to help you get everything right for your children and landscape.

Ordering Tangle Frames, Special Features and Bespoke Projects will usually follow a simple, flexible and exciting process of six steps:

- We listen and design to meet your needs (initial discussions, images shared, drawings and quote provided)
- All agree the project (deposit taken).
- Build at our yard.
- Construct and install onsite or have delivered directly to you.
- Independent post installation inspection.
- Hand over for play!

For the initial discussion about the project via email or over the phone we will ask you to provide the following;

- Images of the area available along with any other details that need to be taken into consideration such as surrounding architecture.
- Approximate measurements of the total area available.
- A wish list of the type of play equipment you would like.
- An approximate budget if available, we are happy to work without this information but it can help the design process.
- Any site considerations, such as ground conditions or access issues.
- Copper Beech will then draw plans and provide a quotation to supply and install your new natural play equipment. Plans can be altered to meet your individual requirements, if you wish to go ahead with the project we will ask for a deposit and schedule the work.

FAQ

HOW LONG IS OUR NEW PLAY EQUIPMENT GUARANTEED FOR?

Workmanship and timber is guaranteed for five years. Rope and nets for three years.

DO YOU INSTALL?

Yes, we build at our yard and deliver and install throughout the UK.

CAN INSTALLATION OF THE PLAY EQUIPMENT BE DURING SCHOOL HOURS?

Yes, our installation team are all DBS checked. Key staff have enhanced DBS checks and have safeguarding training

WE'RE ORDERING SOME EQUIPMENT THAT DOESN'T NEED INSTALLATION IS IT EXPENSIVE TO HAVE EQUIPMENT DELIVERED AND HOW LONG WILL IT TAKE TO ARRIVE?

Delivery is usually by pallet, charged at £33 for a small pallet and £66 per large pallet. Over sized orders are charged individually for delivery. We aim to have orders delivered within 14 days.

HOW DO WE PAY?

You can choose to pay by debit or credit card, with your PayPal account or by BACs.

We can accept purchase orders and can send proforma invoices.

Play equipment will be shipped once payment has been received. All our equipment and product prices are subject to VAT unless otherwise stated.

WILL MY NEW PLAY EQUIPMENT NEED MAINTENANCE?

The design and equipment will have a long life, we recommend regular safety inspections.

THE LOCAL COMMUNITY HAVE SOME INTERESTING THOUGHTS FOR THE NEW ADVENTURE PLAY GROUND, CAN YOU USE THEIR IDEAS?

At Copper Beech Play we really enjoy working with wish lists from children and local communities. Key staff have trained with Learning Through Landscapes and we are happy to involve local people in the process of design.

WHAT SURFACING REQUIREMENTS DO I NEED TO CONSIDER?

All equipment with a greater fall height than 1m should be installed on a 'Safer Surface' of deep woodchip or rubber surfacing. Under 1m equipment can be installed on turf or top soil. Copper Beech will explain and install all surfacing requirements for your project, the cost for this will be shown in our detailed quote.

TESTIMONIALS

We feel that some things are worth boasting about, and for Copper Beech Play that's helping thousands of children throughout the UK enjoy great quality play with our natural play equipment. We have many glowing testimonials from our satisfied customers, here are a few of our favourites.

'Thank you for all your work on the garden, we are so happy with it and have had some great comments from the staff and parents!'

Anastasia Murphy Managing Director Portland Nurseries, Huddersfield.

'We are so pleased that you shared our vision and we all understood the value of this type of natural, beautiful, bespoke structure for child development across so many areas of our Early Years Curriculum.'

Becky Partridge, Early Years Foundation Stage teacher, Brixworth Primary School, Northamptonshire.

'The balance beams are fantastic and a wonderful addition to our community garden! We've placed them next to a woodland area and they are well used for sitting on, walking along and generally having fun on by all generations!'

Karen Esson, Friends of Greenway Avenue Community Garden.

'Copper Beech designed and built a fantastic play garden at Rainbows Nursery. The work completely revitalised the whole outdoor area and impacted on how the whole nursery functioned, creating an exciting free flow indoors and outdoors way of working.'

Toni Cook, Rainbows Nursery, Hereford



01432 840741

info@copperbeechplay.co.uk

copperbeechplay.co.uk